

Timers

True delay on release

Types DBB01, PBB01

CARLO GAVAZZI



DBB01



PBB01

- Time range 0.1 to 600 s - capacitor powered
- 4 time ranges selectable by DIP-switches
- Knob-adjustable time setting
- Automatic start after drop-out of power supply
- Repeatability: $\leq 0.2\%$
- Output: 8 A SPDT or 8 A DPDT relay
- For mounting on DIN-rail in accordance with DIN/EN 50 022 or Plug-in
- 22.5 mm Euronorm or 36 mm Plug-in module housing
- Combined AC and DC power supply
- LED indication for relay status and power supply ON

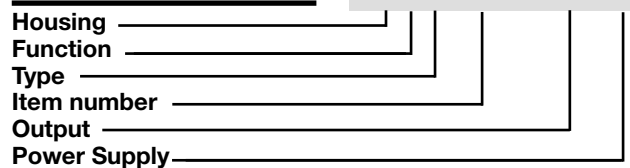
Product Description

Multi voltage true delay on release timer with 4 time ranges from 0.1 to 600 s selectable by DIP-switches.

For mounting on DIN-rail (DBB01) or Plug-in (PBB01).

Ordering key

DBB 01 C M24



Type Selection

Mounting	Output	Housing	Supply: 12 to 24 VDC	Supply: 24 to 240 VAC/DC
For DIN-rail	SPDT DPDT	D - Housing D - Housing	DBB 01 C 724 DBB 01 D 724	DBB 01 C M24 DBB 01 D M24
Plug-in	SPDT DPDT	P - Housing P - Housing	PBB 01 C 724 PBB 01 D 724	PBB 01 C M24 PBB 01 D M24

Time Specifications

Time ranges Selectable by DIP-switches	0.1 to 1 s 1 to 10 s 6 to 60 s 60 to 600 s
Repeatability	$\leq 0.2\%$
Time variation Within rated power supply Within ambient temperature	$\leq 0.05\%$ $\leq 0.2\%$
Reset	Power supply applied for min. 200 ms

Supply Specifications

Power supply Rated operational voltage through terminals:	Overvoltage cat. III (IEC 60664, IEC 60038)
(DBB01...M24) A1, A2	24 to 240 VAC/DC
(PBB01...M24) 2, 10	+10% -15%, 45 to 65 Hz
(DBB01...724) A1, A2	12 to 24 VDC
(PBB01...724) 2, 10	+15% -10%
Voltage interruption	≤ 40 ms
Rated operational power	
AC supply:	2.2 VA
DC supply:	0.6 W

Output Specifications

Output	SPDT or DPDT relay
Rated insulation voltage	250 VAC (RMS)
Contact Ratings (AgNi)	μ
Resistive loads	AC 1 8 A @ 250 VAC DC 12 5 A @ 24 VDC
Small inductive loads	AC 15 2.5 A @ 250 VAC DC 13 2.5 A @ 24 VDC
Mechanical life	$\geq 2 \times 10^6$ operations
Electrical life	AC1 $\geq 10^5$ operations (at max load)
Operating frequency	< 3600 operations / h
Dielectric strength	
Dielectric voltage	2 kVAC (RMS)
Rated impulse withstand voltage	4 kV (1.2/50 μ s)

General Specifications

Power ON delay	≤ 200 ms
Power OFF delay	≤ 100 ms
Indication for	
Power supply ON	LED, green
Output relays ON	LED, yellow (flashing when timing)
Environment	(EN 60529)
Degree of protection	IP 20
Pollution degree	3 (DBB01), 2 (PBB01)
	(IEC 60664)
Operating temperature	-20 to 60 °C, R.H. < 95%
Storage temperature	-30 to 80 °C, R.H. < 95%
Housing dimensions	
DIN-rail version	22.5 x 80 x 99.5 mm
Plug-in version	36 x 80 x 94 mm
Weight	Approx 120 g
Screw terminals	(DBB01)
Tightening torque	Max 0.5 Nm according to IEC EN 60947
Approval	UL (except 724) CSA (except 724)
CE Marking	Yes
EMC	Electromagnetic Compatibility
Immunity	According to EN 61000-6-2
Emission	According to EN 61000-6-3
Timer Specifications	According to EN 61812-1

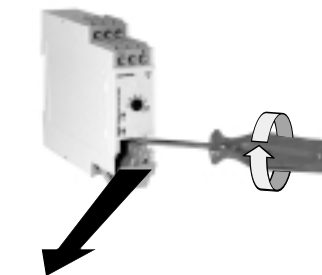
Range/Time Setting

Adjust the time range setting the DIP-switches 1 and 2 as shown below. To access the DIP-switches open the plastic cover using a screwdriver as shown

below.

Centre knob:

Time setting on relative scale: 1 to 10 with respect to the chosen range.



Time range	
OFF ON OFF OFF	0.1 to 1 s
ON OFF ON ON	1 to 10 s
ON ON ON OFF	6 to 60 s
OFF OFF OFF ON	60 to 600 s

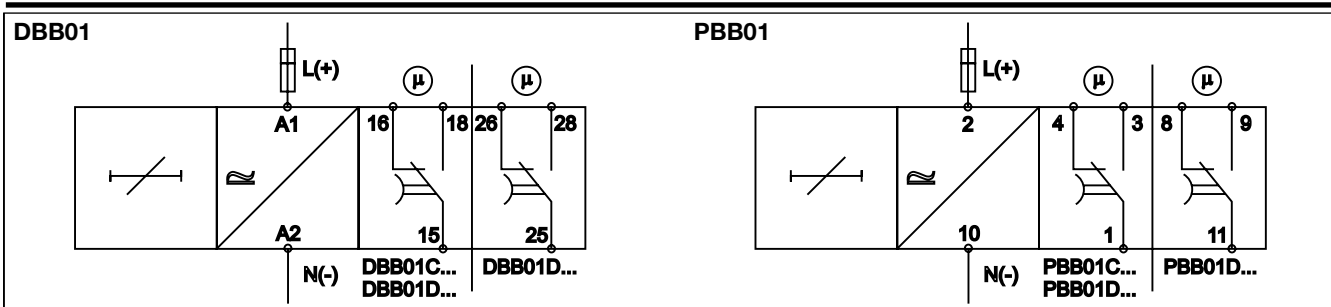
Mode of Operation

When the power supply is applied the relay operates. When the power supply is interrupted the time period starts and, at the end of the set time period, the relay releases. If power supply is reapplied before the relay releases the time is reset and the relay remains ON.

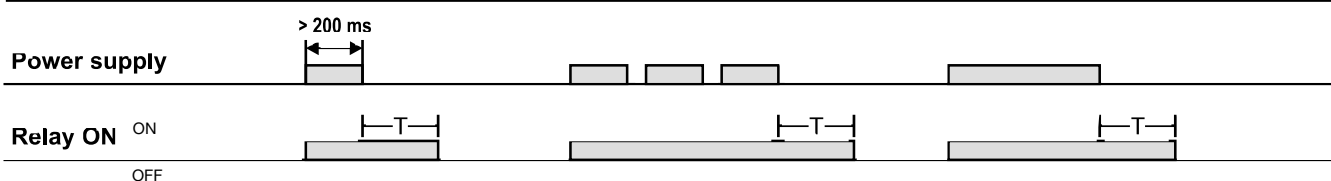
Note:

DBB01, PBB01 should not be operated by pulses shorter than 200 ms. For these purposes the relays DMB01 or PMB01, operated by external contact function, should be used.

Wiring Diagrams



Operation Diagram



Dimensions

