

SKM 75GB123D



SEMITRANS[®] 2

IGBT Modules

SKM 75GB123D

SKM 75GAL123D

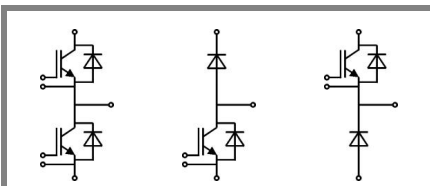
SKM 75GAR123D

Features

- MOS input (voltage controlled)
- Low inductance case
- Very low tail current with low temperature dependence
- High short circuit capability, self limiting to $6 \times I_{Cnom}$
- Latch-up free
- Fast & soft inverse CAL diodes
- Isolated copper baseplate using DCB Direct Copper Bonding Technology
- Large clearance (10 mm) and creepage distance (20 mm)

Typical Applications

- AC inverter drives
- UPS



GB

GAL

GAR

Absolute Maximum Ratings		$T_c = 25^\circ\text{C}$, unless otherwise specified		
Symbol	Conditions	Values		Units
IGBT				
V_{CES}	$T_j = 25^\circ\text{C}$	1200		V
I_C	$T_j = 150^\circ\text{C}$	$T_{case} = 25^\circ\text{C}$	75	A
		$T_{case} = 80^\circ\text{C}$	60	A
I_{CRM}	$I_{CRM} = 2 \times I_{Cnom}$	150		A
V_{GES}		± 20		V
t_{psc}	$V_{CC} = 600\text{ V}; V_{GE} \leq 20\text{ V}; T_j = 125^\circ\text{C}$ $V_{CES} < 1200\text{ V}$	10		μs
Inverse Diode				
I_F	$T_j = 150^\circ\text{C}$	$T_{case} = 25^\circ\text{C}$	75	A
		$T_{case} = 80^\circ\text{C}$	50	A
I_{FRM}	$I_{FRM} = 2 \times I_{Fnom}$	150		A
I_{FSM}	$t_p = 10\text{ ms}; \sin.$	$T_j = 150^\circ\text{C}$	480	A
Freewheeling Diode				
I_F	$T_j = 150^\circ\text{C}$	$T_{case} = 25^\circ\text{C}$	95	A
		$T_{case} = 80^\circ\text{C}$	65	A
I_{FRM}	$I_{FRM} = 2 \times I_{Fnom}$	200		A
I_{FSM}	$t_p = 10\text{ ms}; \sin$	$T_j = 150^\circ\text{C}$	720	A
Module				
$I_{t(RMS)}$		200		A
T_{vj}		- 40 ... + 150		$^\circ\text{C}$
T_{stg}		- 40 ... + 125		$^\circ\text{C}$
V_{isol}	AC, 1 min.	2500		V

Characteristics		$T_c = 25^\circ\text{C}$, unless otherwise specified			
Symbol	Conditions	min.	typ.	max.	Units
IGBT					
$V_{GE(th)}$	$V_{GE} = V_{CE}, I_C = 2\text{ mA}$	4,5	5,5	6,5	V
I_{CES}	$V_{GE} = 0\text{ V}, V_{CE} = V_{CES}$		0,1	0,3	mA
V_{CE0}		$T_j = 25^\circ\text{C}$	1,4	1,6	V
		$T_j = 125^\circ\text{C}$	1,6	1,8	V
r_{CE}	$V_{GE} = 15\text{ V}$	$T_j = 25^\circ\text{C}$	22	28	$\text{m}\Omega$
		$T_j = 125^\circ\text{C}$	30	38	$\text{m}\Omega$
$V_{CE(sat)}$	$I_{Cnom} = 50\text{ A}, V_{GE} = 15\text{ V}$		2,5	3	V
C_{ies}			3,3	4,3	nF
C_{oes}	$V_{CE} = 25, V_{GE} = 0\text{ V}$		0,5	0,6	nF
C_{res}			0,22	0,3	nF
Q_G	$V_{GE} = -8 - +20\text{V}$		500		nC
R_{Gint}	$T_j = ^\circ\text{C}$		5		Ω
$t_{d(on)}$	$R_{Gon} = 22\ \Omega$	$V_{CC} = 600\text{V}$ $I_{Cnom} = 50\text{A}$ $T_j = 125^\circ\text{C}$ $V_{GE} = \pm 15\text{V}$	44	100	ns
t_r			56	100	ns
E_{on}			8		mJ
$t_{d(off)}$	$R_{Goff} = 22\ \Omega$		380	500	ns
t_f			70	100	ns
E_{off}			5		mJ
$R_{th(j-c)}$	per IGBT			0,27	K/W

SKM 75GB123D



SEMITRANS[®] 2

IGBT Modules

SKM 75GB123D

SKM 75GAL123D

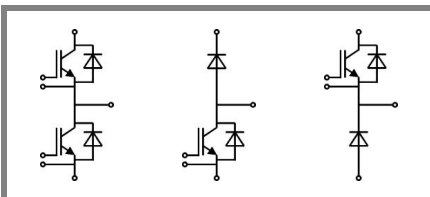
SKM 75GAR123D

Features

- MOS input (voltage controlled)
- Low inductance case
- Very low tail current with low temperature dependence
- High short circuit capability, self limiting to $6 \times I_{cnom}$
- Latch-up free
- Fast & soft inverse CAL diodes
- Isolated copper baseplate using DCB Direct Copper Bonding Technology
- Large clearance (10 mm) and creepage distance (20 mm)

Typical Applications

- AC inverter drives
- UPS



GB

GAL

GAR

Characteristics				min.	typ.	max.	Units
Symbol	Conditions						
Inverse Diode							
$V_F = V_{EC}$	$I_{Fnom} = 50 \text{ A}; V_{GE} = 0 \text{ V}$	$T_j = 25 \text{ }^\circ\text{C}_{chiplev.}$		2		2,5	V
		$T_j = 125 \text{ }^\circ\text{C}_{chiplev.}$		1,8			V
V_{F0}		$T_j = 25 \text{ }^\circ\text{C}$		1,1		1,2	V
		$T_j = 125 \text{ }^\circ\text{C}$					V
r_F		$T_j = 25 \text{ }^\circ\text{C}$		18		26	mΩ
		$T_j = 125 \text{ }^\circ\text{C}$					mΩ
I_{RRM}	$I_{Fnom} = 50 \text{ A}$	$T_j = 125 \text{ }^\circ\text{C}$		35			A
Q_{rr}	$di/dt = 800 \text{ A}/\mu\text{s}$						μC
E_{rr}	$V_{GE} = 0 \text{ V}; V_{CC} = 600 \text{ V}$						mJ
$R_{th(j-c)D}$	per diode					0,6	K/W
Freewheeling Diode							
$V_F = V_{EC}$	$I_{Fnom} = 50 \text{ A}; V_{GE} = 0 \text{ V}$	$T_j = 25 \text{ }^\circ\text{C}_{chiplev.}$		1,85		2,2	V
		$T_j = 125 \text{ }^\circ\text{C}_{chiplev.}$		1,6			V
V_{F0}		$T_j = 25 \text{ }^\circ\text{C}$		1,1		1,2	V
		$T_j = 125 \text{ }^\circ\text{C}$					V
r_F		$T_j = 25 \text{ }^\circ\text{C}$		15		20	V
		$T_j = 125 \text{ }^\circ\text{C}$					V
I_{RRM}	$I_{Fnom} = 50 \text{ A}$	$T_j = 125 \text{ }^\circ\text{C}$		40			A
Q_{rr}							μC
E_{rr}	$V_{GE} = 0 \text{ V}; V_{CC} = 600 \text{ V}$						mJ
$R_{th(j-c)FD}$	per diode					0,5	K/W
Module							
L_{CE}						30	nH
$R_{CC'+EE'}$	res., terminal-chip	$T_{case} = 25 \text{ }^\circ\text{C}$		0,75			mΩ
		$T_{case} = 125 \text{ }^\circ\text{C}$		1			mΩ
$R_{th(c-s)}$	per module					0,05	K/W
M_s	to heat sink M6			3		5	Nm
M_t	to terminals M5			2,5		5	Nm
w						160	g

This is an electrostatic discharge sensitive device (ESDS), international standard IEC 60747-1, Chapter IX.

This technical information specifies semiconductor devices but promises no characteristics. No warranty or guarantee expressed or implied is made regarding delivery, performance or suitability.

SKM 75GB123D



SEMITRANS[®] 2

IGBT Modules

SKM 75GB123D

SKM 75GAL123D

SKM 75GAR123D

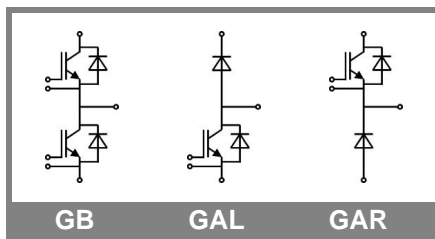
Features

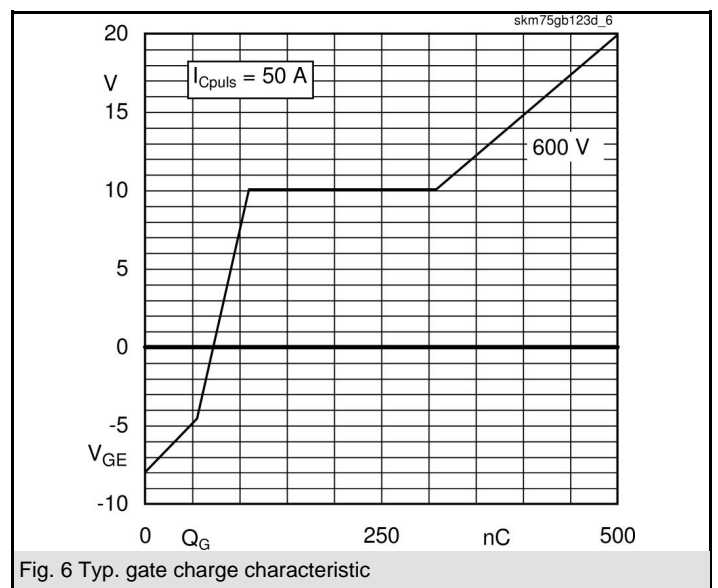
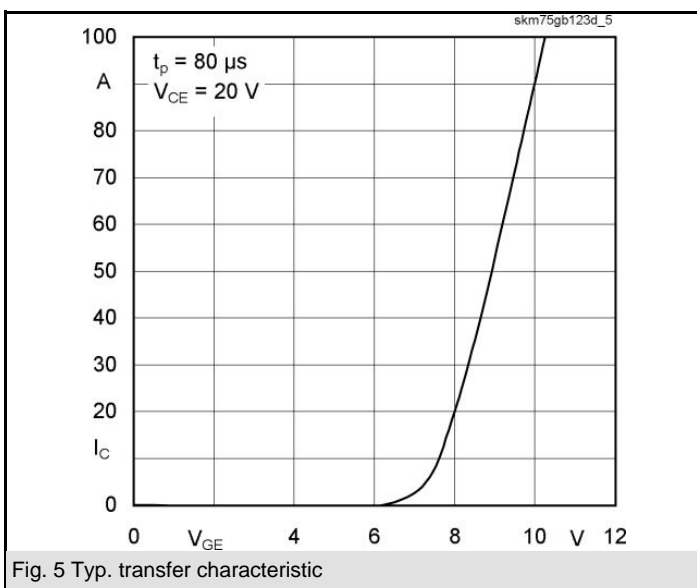
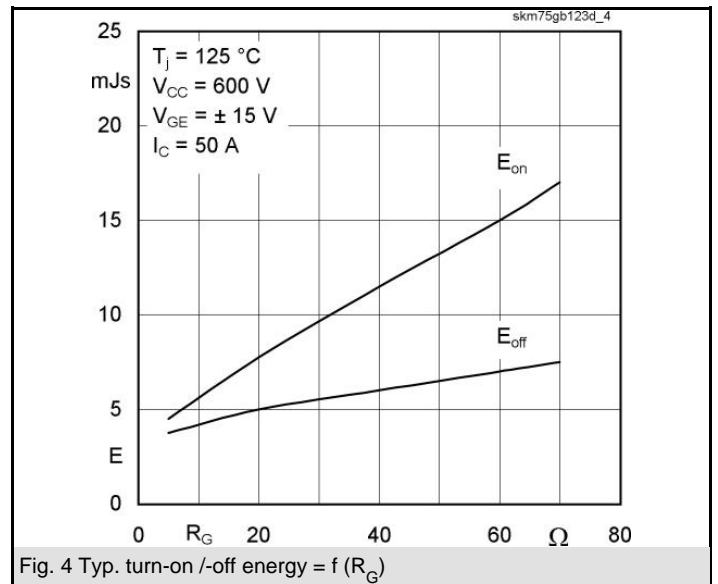
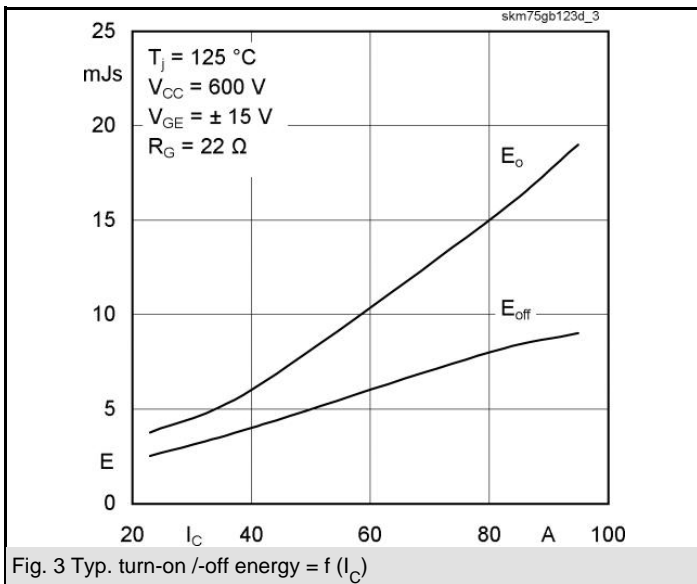
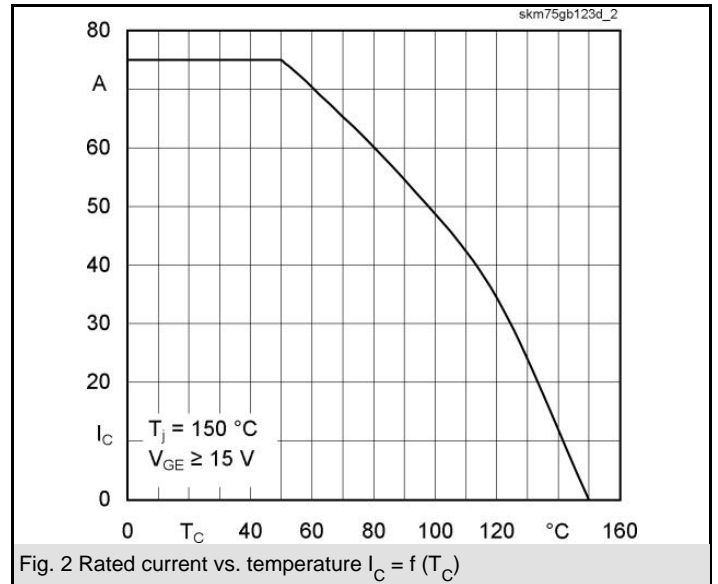
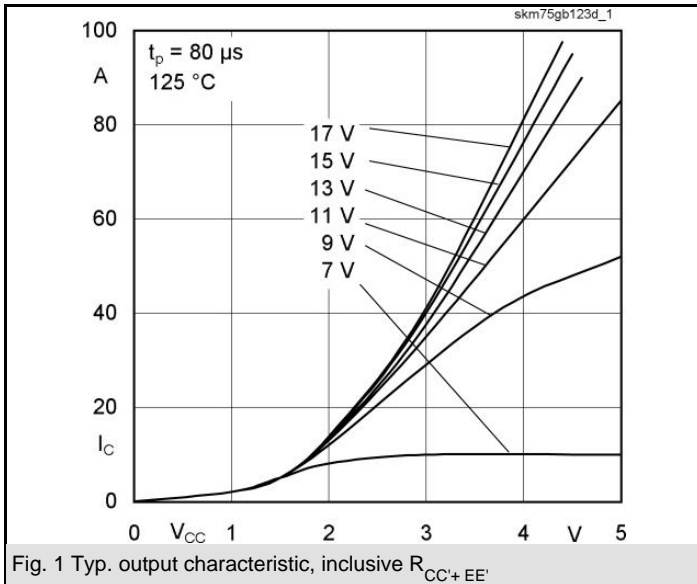
- MOS input (voltage controlled)
- Low inductance case
- Very low tail current with low temperature dependence
- High short circuit capability, self limiting to $6 \times I_{cnom}$
- Latch-up free
- Fast & soft inverse CAL diodes
- Isolated copper baseplate using DCB Direct Copper Bonding Technology
- Large clearance (10 mm) and creepage distance (20 mm)

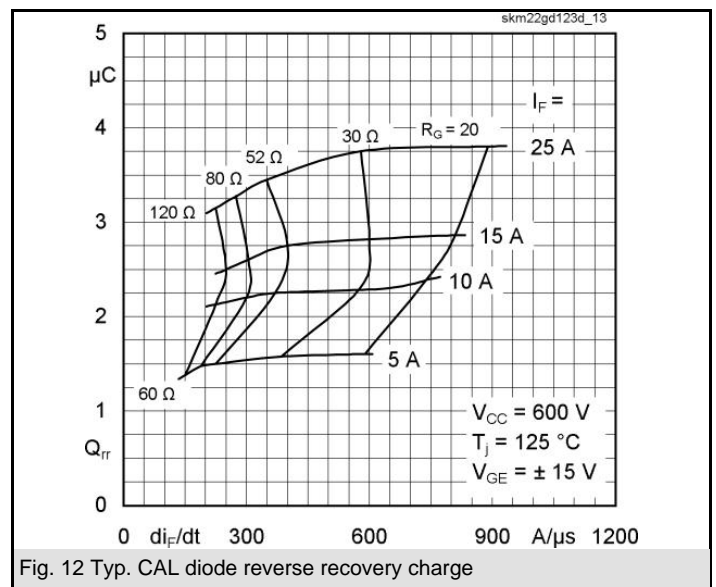
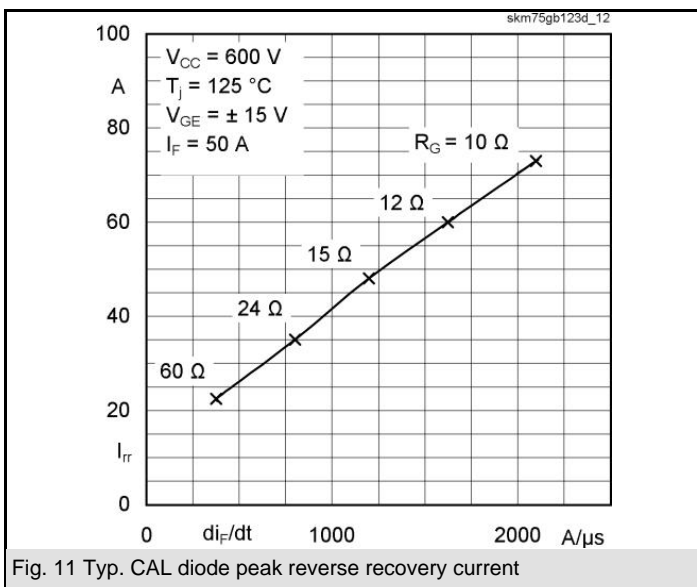
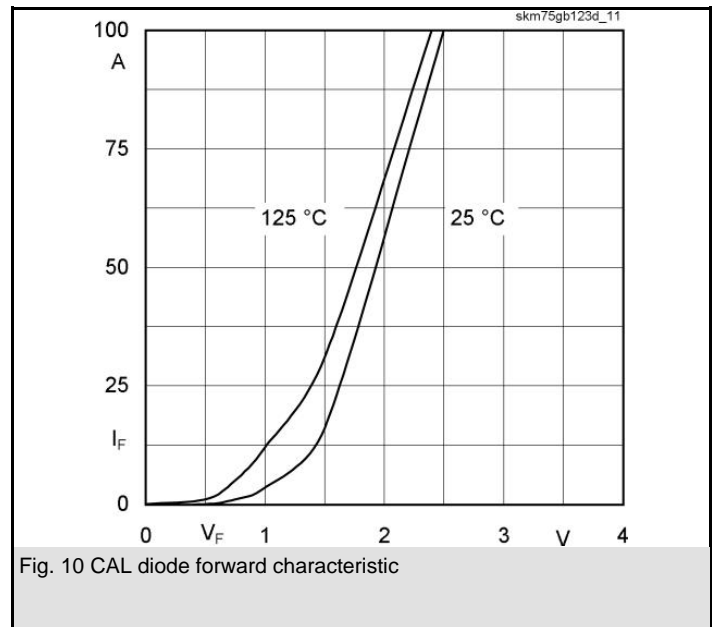
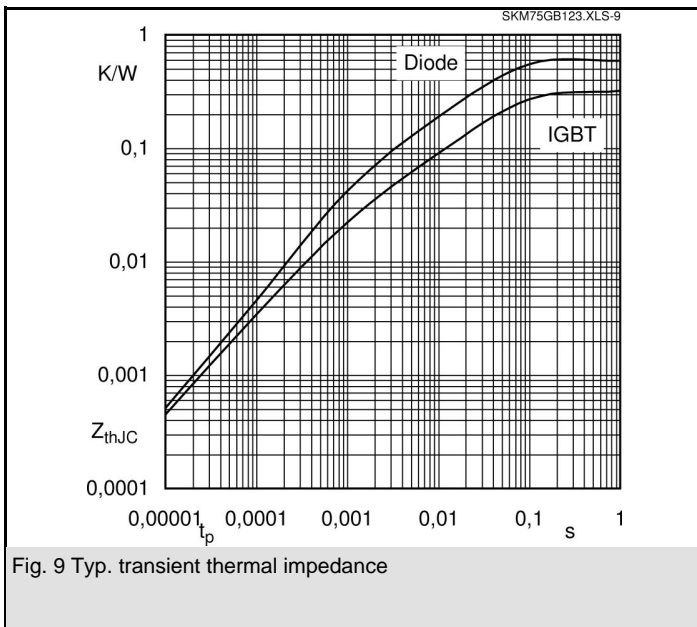
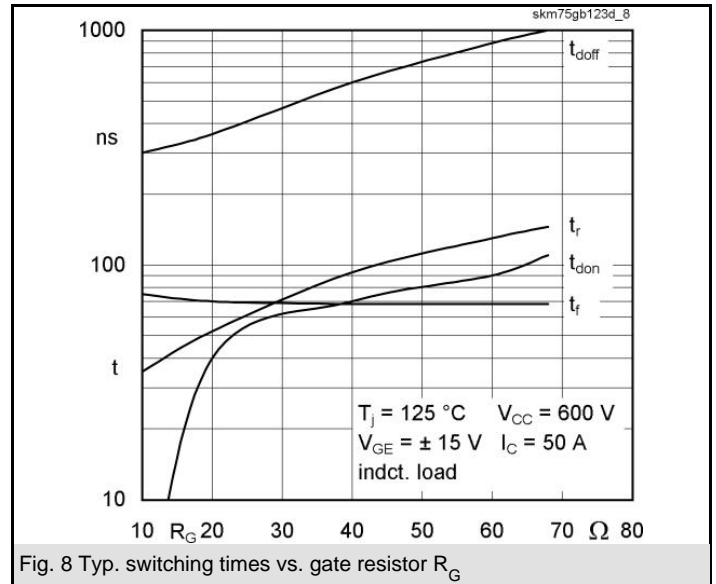
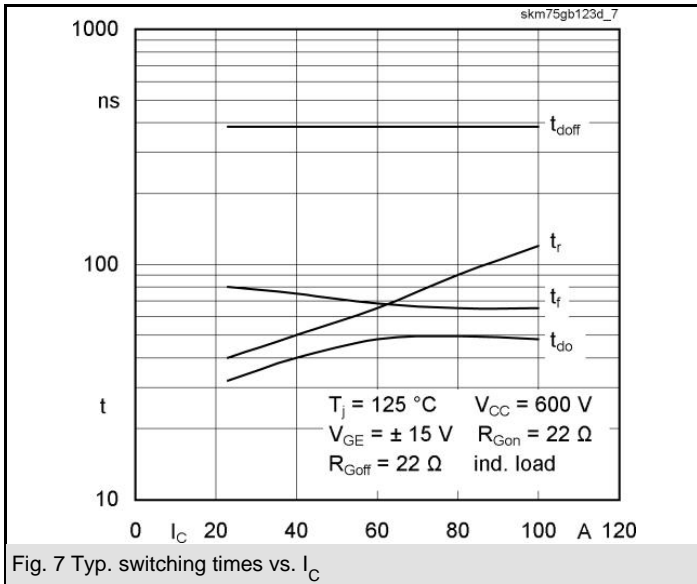
Typical Applications

- AC inverter drives
- UPS

Z_{th}		Conditions	Values	Units
$Z_{th(j-c)I}$				
$R_{\theta j-c}$	$i = 1$		180	mk/W
$R_{\theta j-c}$	$i = 2$		64	mk/W
$R_{\theta j-c}$	$i = 3$		22	mk/W
$R_{\theta j-c}$	$i = 4$		4	mk/W
$\tau_{th j-c}$	$i = 1$		0,0327	s
$\tau_{th j-c}$	$i = 2$		0,0479	s
$\tau_{th j-c}$	$i = 3$		0,008	s
$\tau_{th j-c}$	$i = 4$		0,005	s
$Z_{th(j-c)D}$				
$R_{\theta j-cD}$	$i = 1$		380	mk/W
$R_{\theta j-cD}$	$i = 2$		190	mk/W
$R_{\theta j-cD}$	$i = 3$		26	mk/W
$R_{\theta j-cD}$	$i = 4$		4	mk/W
$\tau_{th j-cD}$	$i = 1$		0,0947	s
$\tau_{th j-cD}$	$i = 2$		0,006	s
$\tau_{th j-cD}$	$i = 3$		0,08	s
$\tau_{th j-cD}$	$i = 4$		0,003	s







SKM 75GB123D

UL Recognized

CASED61

File 63 532

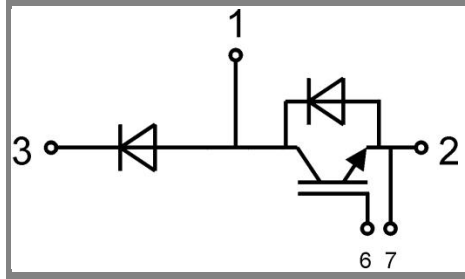


Case D 61



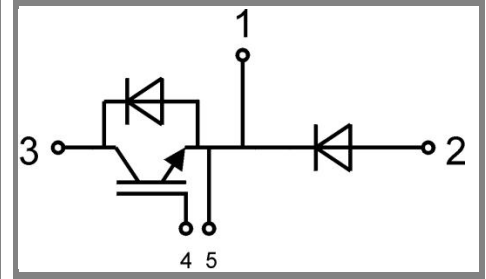
GB

Case D 61



GAL

Case D 62 (→ D 61)



GAR

Case D 63 (→ D 61)