

SKKT 106, SKKT 106B, SKKH 106



SEMIPACK® 1

Thyristor / Diode Modules

SKKT 106

SKKT 106B

SKKH 106

Features

- Heat transfer through aluminium oxide ceramic isolated metal baseplate
- Hard soldered joints for high reliability
- UL recognized, file no. E 63 532

Typical Applications*

- DC motor control (e. g. for machine tools)
- AC motor soft starters
- Temperature control (e. g. for ovens, chemical processes)
- Professional light dimming (studios, theaters)

1) See the assembly instructions

| V_{RSM} V | V_{RRM}, V_{DRM} V | $I_{TRMS} = 180$ A (maximum value for continuous operation) $I_{TAV} = 106$ A (sin. 180; $T_c = 85$ °C) | | |
|----------------|-------------------------|--|--------------|--------------|
| 900 | 800 | SKKT 106/08E | SKKT 106B08E | SKKH 106/08E |
| 1300 | 1200 | SKKT 106/12E | SKKT 106B12E | SKKH 106/12E |
| 1500 | 1400 | SKKT 106/14E | SKKT 106B14E | SKKH 106/14E |
| 1700 | 1600 | SKKT 106/16E | SKKT 106B16E | SKKH 106/16E |
| 1900 | 1800 | SKKT 106/18E | SKKT 106B18E | SKKH 106/18E |

| Symbol | Conditions | Values | Units |
|------------------|---|------------------------|-------|
| I_{TAV} | sin. 180; $T_c = 85$ (100) °C; | 106 (78) | A |
| I_D | P3/180F; $T_a = 35$ °C; B2 / B6 P16/200F; $T_a = 35$ °C; B2 / B6 | 145 / 180 190 / 260 | A |
| I_{RMS} | P3/180F; $T_a = 35$ °C; W1 / W3 | 200 / 3 * 140 | A |
| I_{TSM} | $T_{vj} = 25$ °C; 10 ms $T_{vj} = 130$ °C; 10 ms | 2250 1900 | A |
| i^2t | $T_{vj} = 25$ °C; 8,3 ... 10 ms $T_{vj} = 130$ °C; 8,3 ... 10 ms | 25000 18000 | A²s |
| V_T | $T_{vj} = 25$ °C; $I_T = 300$ A | max. 1,65 | V |
| $V_{T(TO)}$ | $T_{vj} = 130$ °C | max. 0,9 | V |
| r_T | $T_{vj} = 130$ °C | max. 2 | mΩ |
| $I_{DD}; I_{RD}$ | $T_{vj} = 130$ °C; $V_{RD} = V_{RRM}; V_{DD} = V_{DRM}$ | max. 20 | mA |
| t_{gd} | $T_{vj} = 25$ °C; $I_G = 1$ A; $di_G/dt = 1$ A/μs | 1 | μs |
| t_{gr} | $V_D = 0,67 * V_{DRM}$ | 2 | μs |
| $(di/dt)_{cr}$ | $T_{vj} = 130$ °C | max. 150 | A/μs |
| $(dv/dt)_{cr}$ | $T_{vj} = 130$ °C | max. 1000 | V/μs |
| t_q | $T_{vj} = 130$ °C | 100 | μs |
| I_H | $T_{vj} = 25$ °C; typ. / max. | 150 / 250 | mA |
| I_L | $T_{vj} = 25$ °C; $R_G = 33$ Ω; typ. / max. | 300 / 600 | mA |
| V_{GT} | $T_{vj} = 25$ °C; d.c. | min. 3 | V |
| I_{GT} | $T_{vj} = 25$ °C; d.c. | min. 150 | mA |
| V_{GD} | $T_{vj} = 130$ °C; d.c. | max. 0,25 | V |
| I_{GD} | $T_{vj} = 130$ °C; d.c. | max. 6 | mA |
| $R_{th(j-c)}$ | cont.; per thyristor / per module | 0,28 / 0,14 | K/W |
| $R_{th(j-c)}$ | sin. 180; per thyristor / per module | 0,3 / 0,15 | K/W |
| $R_{th(j-c)}$ | rec. 120; per thyristor / per module | 0,32 / 0,16 | K/W |
| $R_{th(c-s)}$ | per thyristor / per module | 0,2 / 0,1 | K/W |
| T_{vj} | | - 40 ... + 130 | °C |
| T_{stg} | | - 40 ... + 125 | °C |
| V_{isol} | a. c. 50 Hz; r.m.s.; 1 s / 1 min. | 3600 / 3000 | V~ |
| M_s | to heatsink | 5 ± 15 % ¹⁾ | Nm |
| M_t | to terminal | 3 ± 15 % | Nm |
| a | | 5 * 9,81 | m/s² |
| m | approx. | 95 | g |
| Case | SKKT | A 46 | |
| | SKKT ...B | A 48 | |
| | SKKH | A 47 | |



SKKT

SKKH

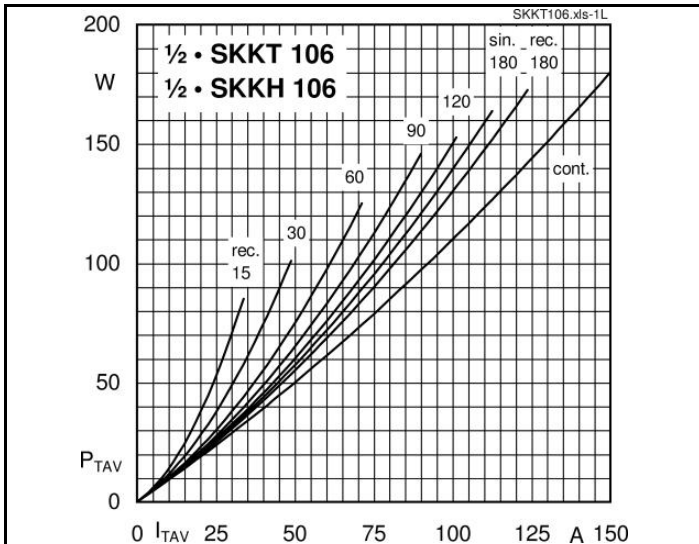


Fig. 1L Power dissipation per thyristor vs. on-state current

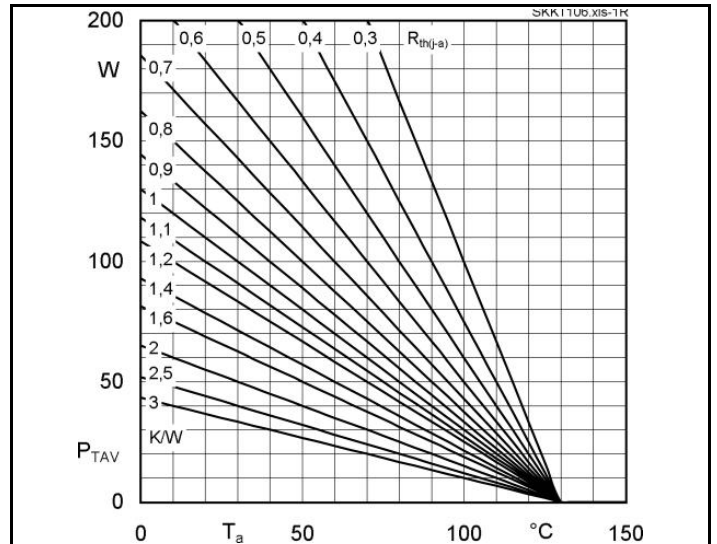


Fig. 1R Power dissipation per thyristor vs. ambient temp.

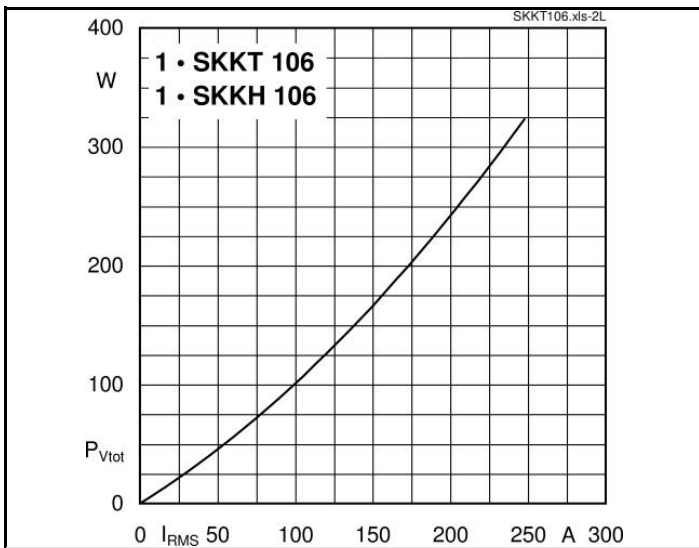


Fig. 2L Power dissipation per module vs. rms current

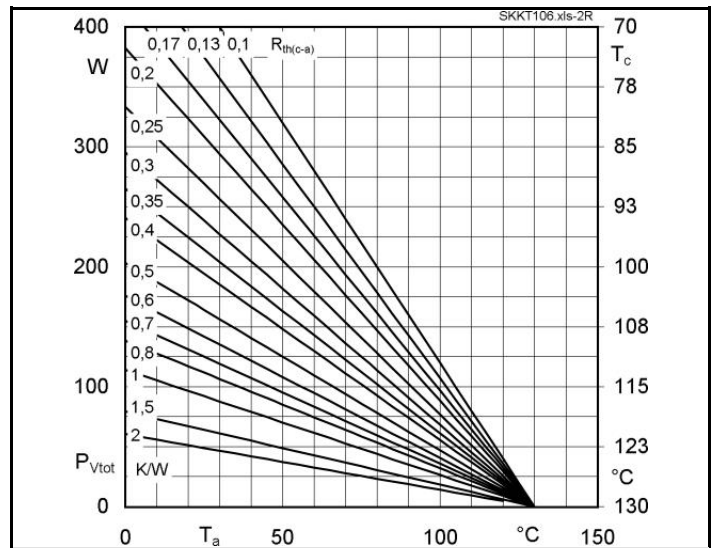


Fig. 2R Power dissipation per module vs. case temp.

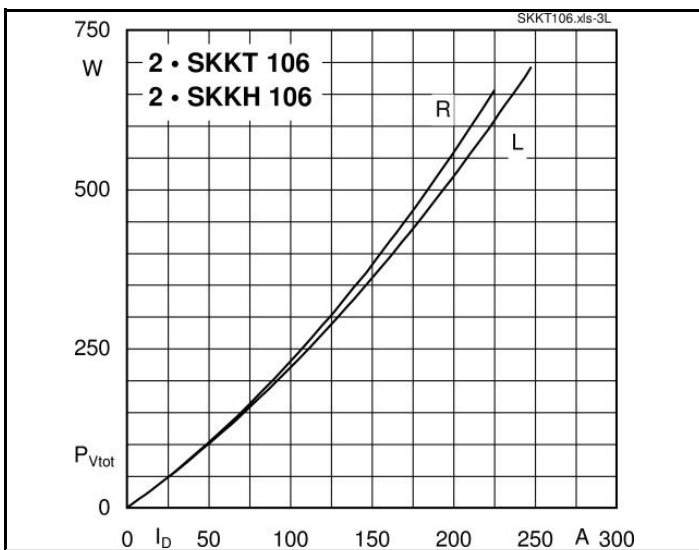


Fig. 3L Power dissipation of two modules vs. direct current

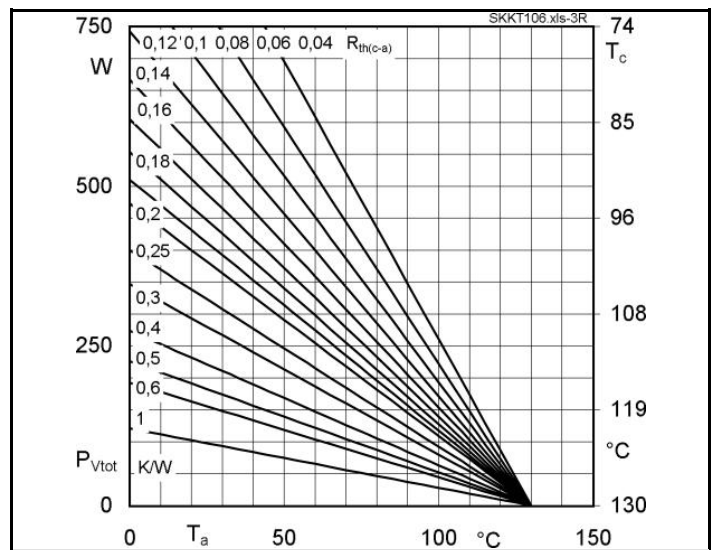
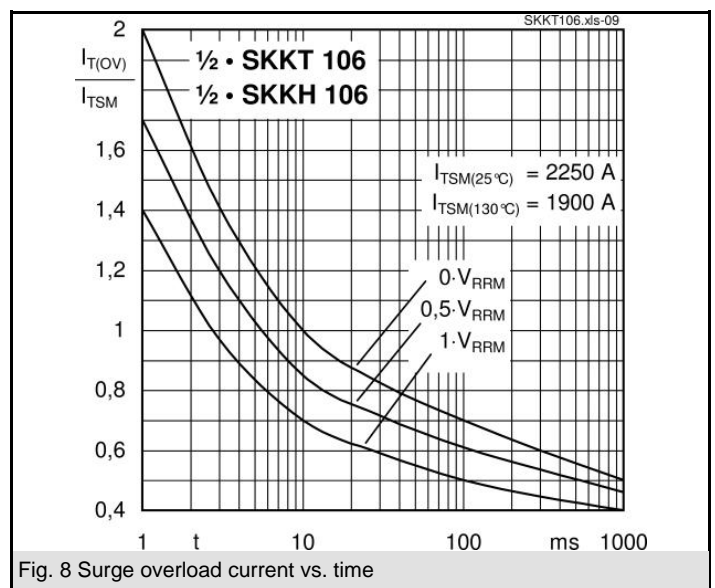
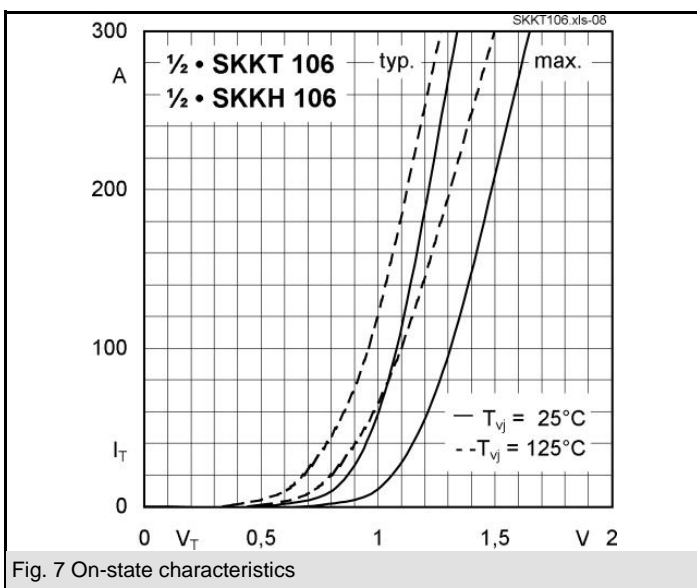
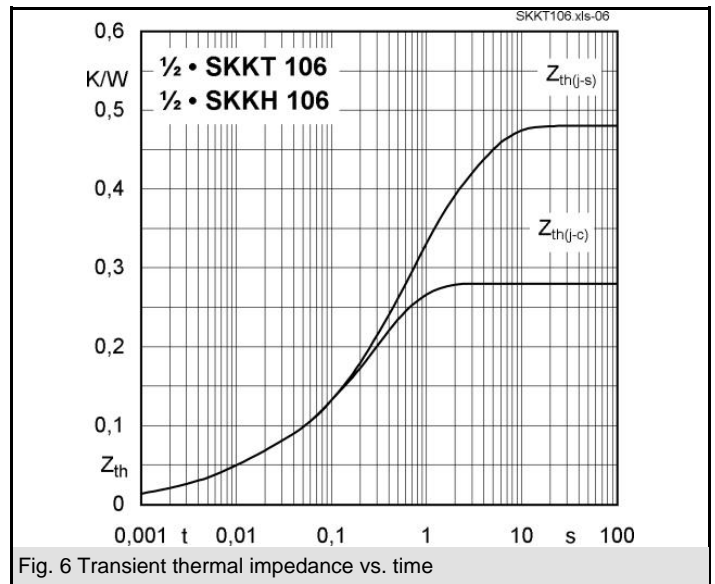
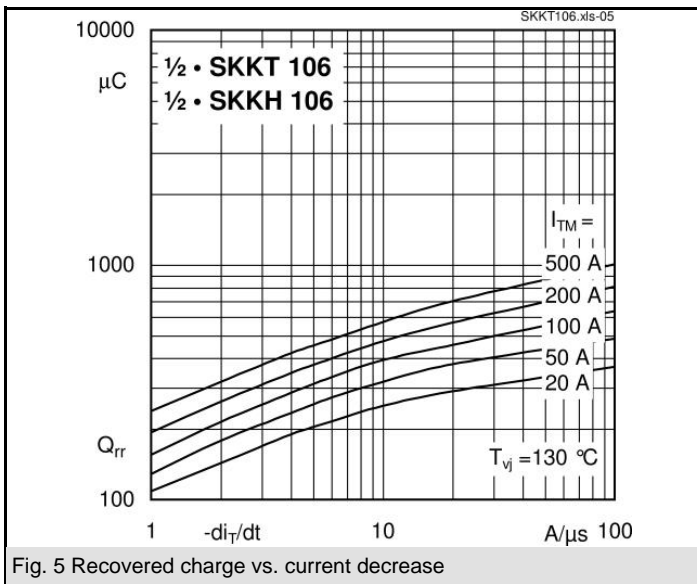
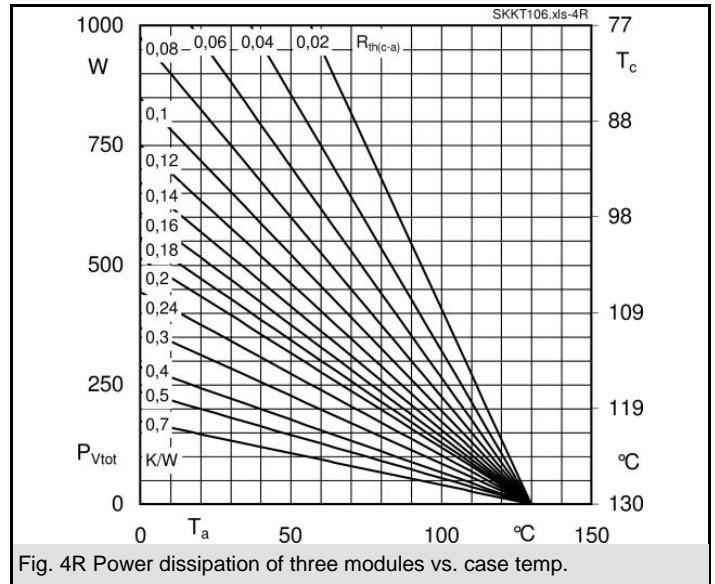
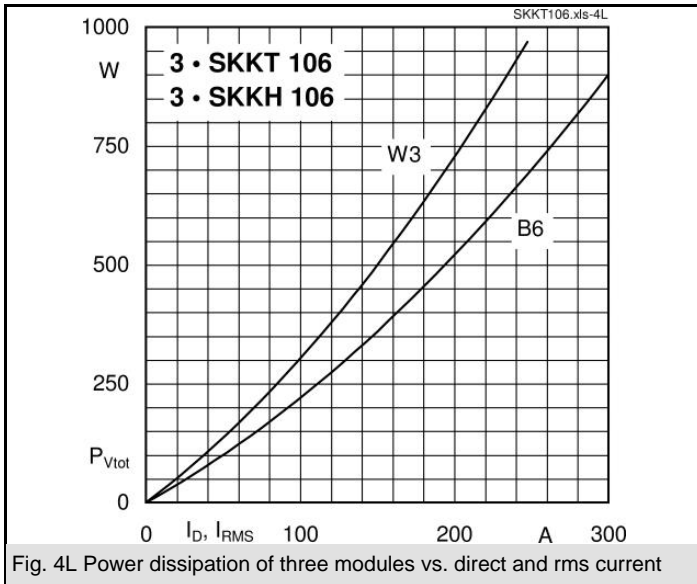


Fig. 3R Power dissipation of two modules vs. case temp.

SKKT 106, SKKT 106B, SKKH 106



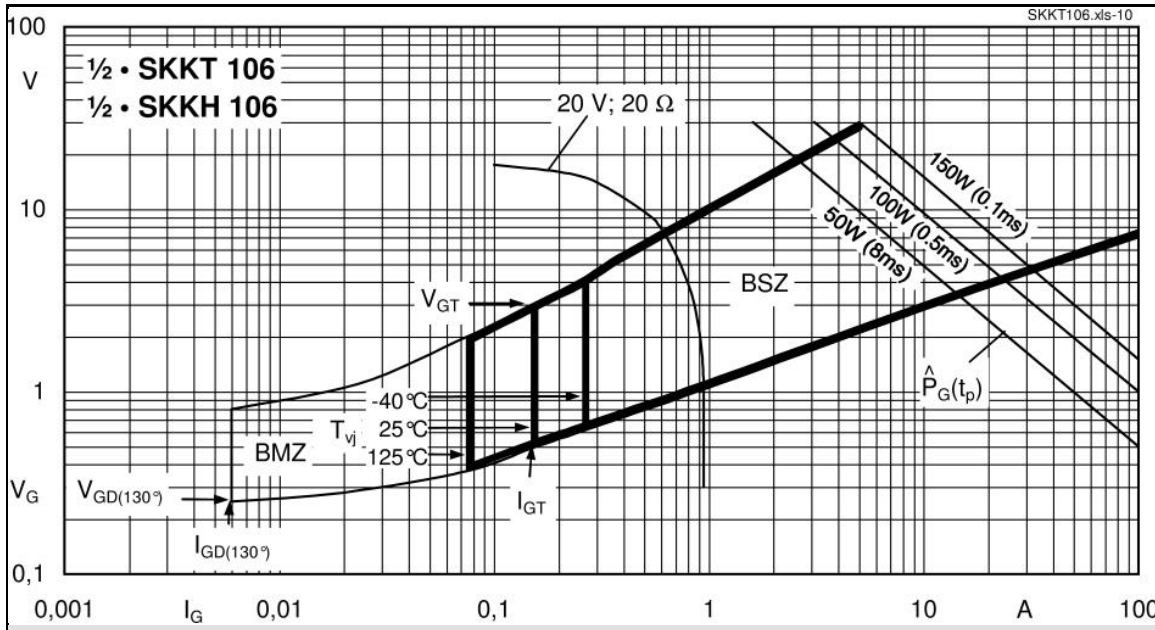
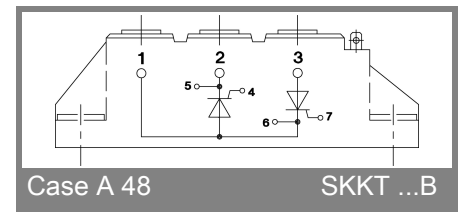


Fig. 9 Gate trigger characteristics



* The specifications of our components may not be considered as an assurance of component characteristics. Components have to be tested for the respective application. Adjustments may be necessary. The use of SEMIKRON products in life support appliances and systems is subject to prior specification and written approval by SEMIKRON. We therefore strongly recommend prior consultation of our personal.