

SKKD 60F



SEMIPACK[®] 2

Fast Diode Modules


SKKD 60F

Features

- Heat transfer through ceramic isolated metal baseplate
- Very short recovery times
- Soft recovery
- Low switching losses
- Up to 1600 V peak inverse voltage
- UL recognized, file no. E 63 532

Typical Applications

- Self-commutated inverters
- DC choppers
- AC motor speed control
- inductive heating
- Uninterruptible power supplies
- Electronic welders
- General power switching applications



SKKD

V_{RSM} V	V_{RRM} V	$I_{FRMS} = 110$ A (maximum value for continuous operation) $I_{FAV} = 60$ A (sin. 180; 50 Hz; $T_c = 83$ °C)	
1700	1700	SKKD 60F17	

Symbol	Conditions	Values	Units
I_{FAV}	sin. 180; $T_c = 85$ (100) °C	58 (49)	A
I_{FSM}	$T_{vj} = 25$ °C; 10 ms	1000	A
	$T_{vj} = 150$ °C; 10 ms	900	A
i^2t	$T_{vj} = 25$ °C; 8,3 ... 10 ms	5000	A ² s
	$T_{vj} = 150$ °C; 8,3 ... 10 ms	4000	A ² s
V_F	$T_{vj} = 25$ °C; $I_F = 100$ A	max. 2,7	V
$V_{(TO)}$	$T_{vj} = 150$ °C	max. 1,5	V
r_T	$T_{vj} = 150$ °C	max. 9	mΩ
I_{RD}	$T_{vj} = 25$ °C; $V_{RD} = V_{RRM}$	max. 0,4	mA
I_{RD}	$T_{vj} = 125$ °C; $V_{RD} = V_{RRM}$	max. 25	mA
Q_{rr}	$T_{vj} = 125$ °C, $I_F = 60$ A,	18	μC
I_{RM}	-di/dt = 500 A/μs, $V_R = 1200$ V	60	A
t_{rr}		800	ns
E_{rr}		5	mJ
$R_{th(j-c)}$	per diode / per module	0,4 / 0,2	K/W
$R_{th(c-s)}$	per diode / per module	0,1 / 0,05	K/W
T_{vj}		- 40 ... + 150	°C
T_{stg}		- 40 ... + 125	°C
V_{isol}	a. c. 50 Hz; r.m.s.; 1 s / 1 min.	4800 / 4000	V~
M_s	to heatsink	5 ± 15 %	Nm
M_t	to terminals	5 ± 15 %	Nm
a		5 * 9,81	m/s ²
m	approx.	160	g
Case		A 23	

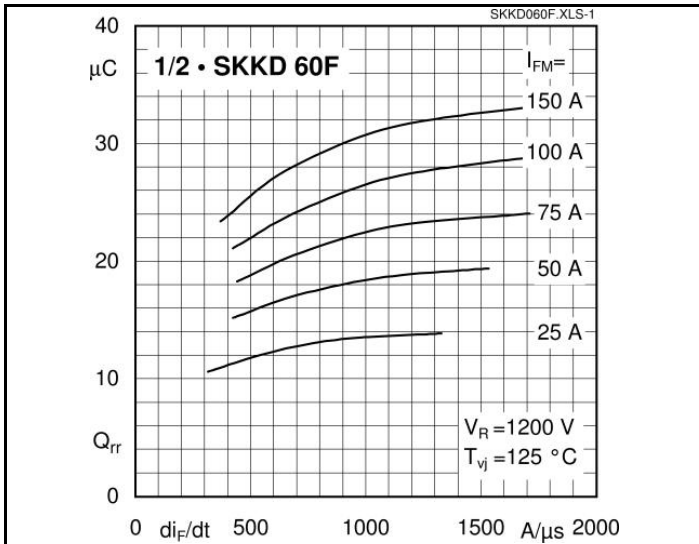


Fig. 1 Typ. recovery charge vs. current decrease

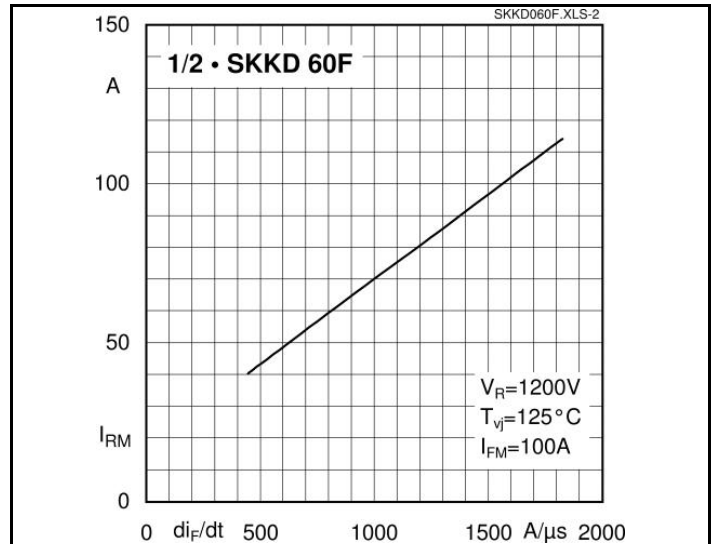


Fig. 2 Peak recovery current vs. current decrease

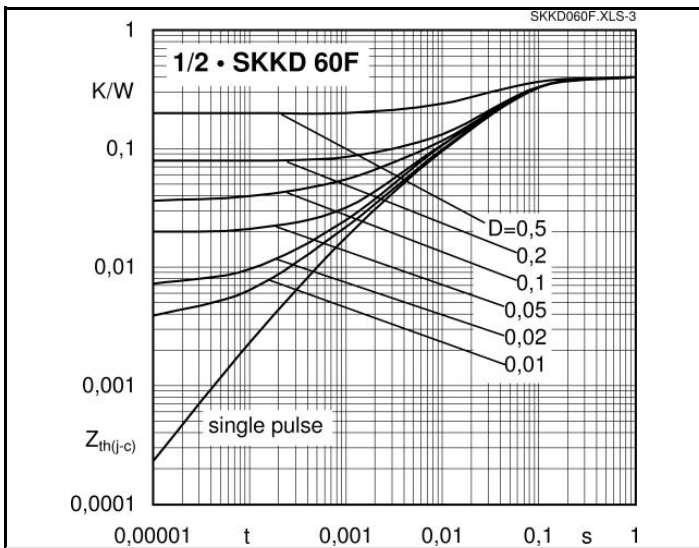


Fig. 3 Transient thermal impedance vs. time

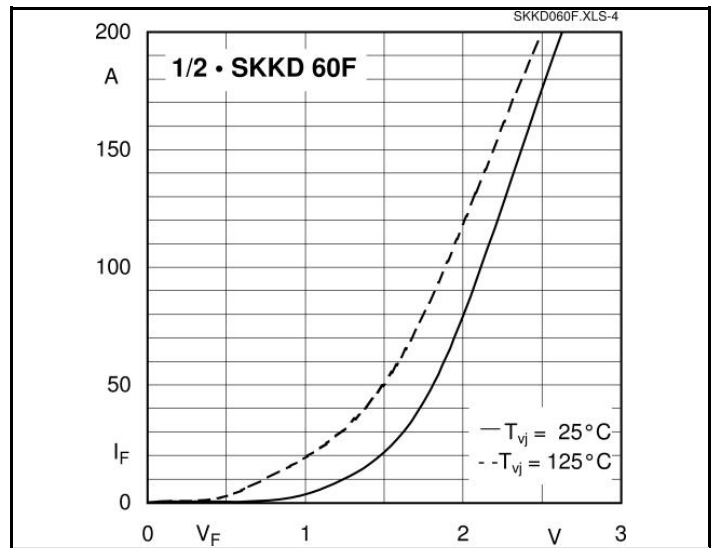


Fig. 4 Typ. forward characteristics

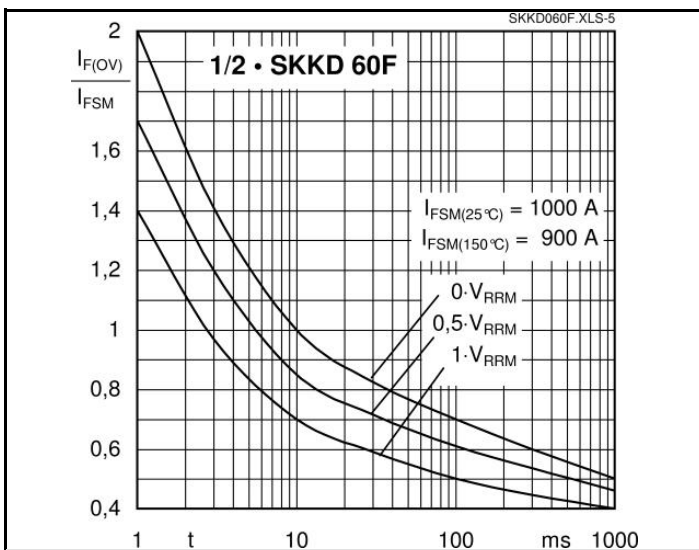
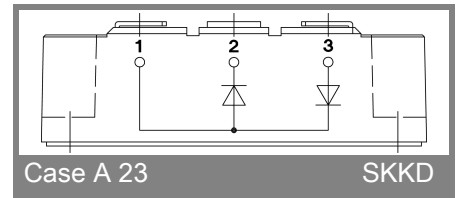
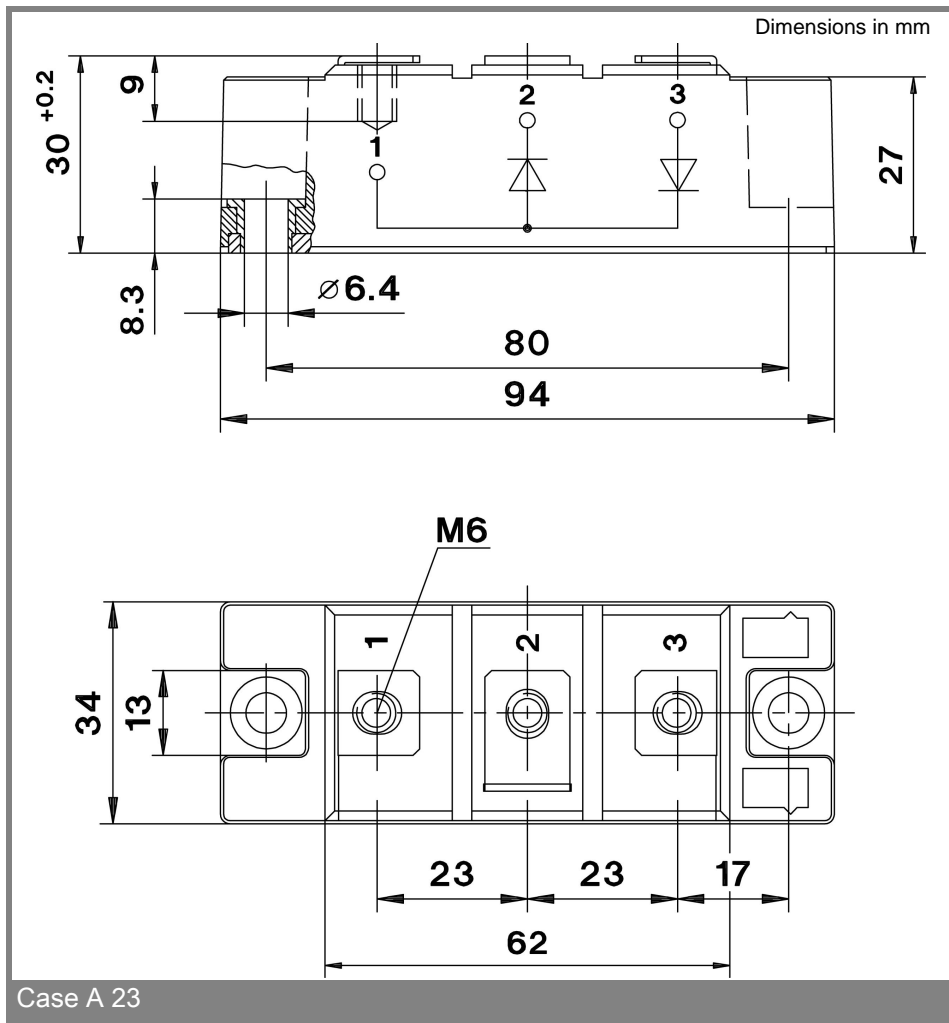


Fig. 5 Surge overload current vs. time

SKKD 60F



This technical information specifies semiconductor devices but promises no characteristics. No warranty or guarantee expressed or implied is made regarding delivery, performance or suitability.