

Coaxial Low Pass Filter

BLP-15-75+

75Ω DC to 15 MHz

Maximum Ratings

Operating Temperature	-55°C to 100°C
Storage Temperature	-55°C to 100°C
RF Power Input	0.5W max.

Permanent damage may occur if any of these limits are exceeded.

Features

- rugged shielded case
- other standard and custom BLP models available with wide selection of fco

Applications

- test equipment
- lab use
- video equipment



CASE STYLE: FF55

Connectors Model
BNC BLP-15-75+

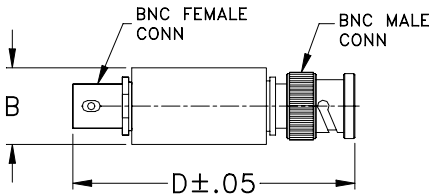
+RoHS Compliant

The +Suffix identifies RoHS Compliance. See our web site for RoHS Compliance methodologies and qualifications

Low Pass Filter Electrical Specifications

PASSBAND (MHz)	fco (MHz) Nom.	STOPBAND (MHz)		VSWR (:1)	
		(loss > 20 dB)	(loss > 40 dB)	Passband Typ.	Stopband Typ.
DC-15	17	23-32	32-200	1.7	18

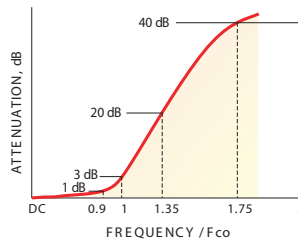
Outline Drawing



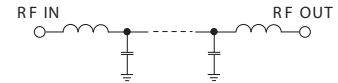
Outline Dimensions (inch/mm)

B	D	wt
.54	2.59	grams
13.72	65.79	40.0

typical frequency response

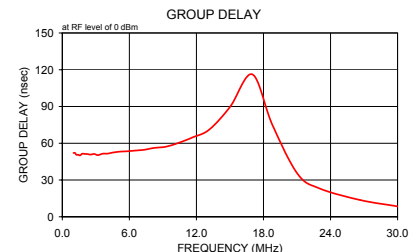


electrical schematic



Typical Performance Data

Frequency (MHz)	Insertion Loss (dB)		Return Loss (dB)	Frequency (MHz)	Group Delay (nsec)
	\bar{x}	σ			
1.00	0.03	0.00	35.82	1.00	52.11
3.00	0.06	1.00	31.00	1.13	52.17
5.00	0.09	0.01	34.16	1.26	50.65
7.00	0.14	0.01	22.80	1.42	50.65
9.00	0.22	0.04	19.40	1.59	50.11
11.00	0.25	0.03	22.11	1.78	51.43
13.00	0.34	0.04	19.32	1.99	51.32
15.00	0.50	0.06	18.45	2.25	51.21
17.00	2.82	0.33	6.89	2.52	50.76
19.00	11.43	0.90	0.98	2.85	51.26
19.80	15.30	1.06	0.56	3.19	50.32
20.60	18.94	1.18	0.38	3.61	51.52
21.40	22.33	1.26	0.29	4.04	51.58
22.20	25.47	1.33	0.24	4.57	52.49
23.00	28.41	1.37	0.21	5.12	53.16
23.80	31.15	1.41	0.19	5.78	53.42
25.40	36.18	1.48	0.16	6.48	54.00
27.10	41.00	1.55	0.15	7.32	54.67
28.70	45.10	1.68	0.13	8.20	56.16
30.40	48.98	1.74	0.12	9.26	57.17
32.00	52.36	1.61	0.11	10.38	60.22
33.60	55.41	1.61	0.10	11.72	65.05
54.40	74.86	1.20	0.08	13.14	71.10
75.20	73.58	2.20	0.11	15.00	89.63
96.00	74.15	0.86	0.14	17.00	116.22
116.80	73.97	1.20	0.17	18.79	75.17
137.60	73.54	1.19	0.20	21.05	35.03
158.40	73.80	1.67	0.22	23.00	23.17
179.20	74.50	3.05	0.24	26.65	13.67
200.00	73.86	4.45	0.28	30.00	8.48



Notes

- Performance and quality attributes and conditions not expressly stated in this specification document are intended to be excluded and do not form a part of this specification document.
- Electrical specifications and performance data contained in this specification document are based on Mini-Circuit's applicable established test performance criteria and measurement instructions.
- The parts covered by this specification document are subject to Mini-Circuits standard limited warranty and terms and conditions (collectively, "Standard Terms"); Purchasers of this part are entitled to the rights and benefits contained therein. For a full statement of the Standard Terms and the exclusive rights and remedies thereunder, please visit Mini-Circuits' website at www.minicircuits.com/MCLStore/terms.jsp

