

Coaxial Low Pass Filter

BLP-30-75+

75Ω DC to 32 MHz

Maximum Ratings

Operating Temperature	-55°C to 100°C
Storage Temperature	-55°C to 100°C
RF Power Input	0.5W max.

Permanent damage may occur if any of these limits are exceeded.

Features

- rugged shielded case
- other standard and custom BLP models available with wide selection of fco

Applications

- test equipment
- lab use
- video equipment



CASE STYLE: FF55

Connectors Model
BNC BLP-30-75+

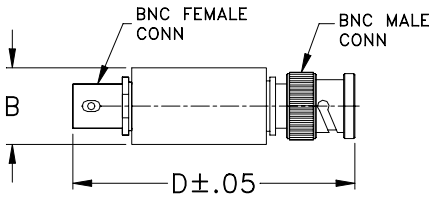
+RoHS Compliant

The +Suffix identifies RoHS Compliance. See our web site for RoHS Compliance methodologies and qualifications

Low Pass Filter Electrical Specifications

PASSBAND (MHz)	fco (MHz) Nom.	STOPBAND (MHz)		VSWR (:1)	
		(loss > 20 dB)	(loss > 40 dB)	Passband Typ.	Stopband Typ.
DC-32	35	47-61	61-200	1.7	18

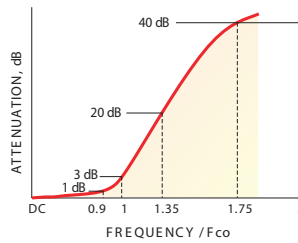
Outline Drawing



Outline Dimensions (inch/mm)

B	D	wt
.54	2.59	grams
13.72	65.79	40.0

typical frequency response

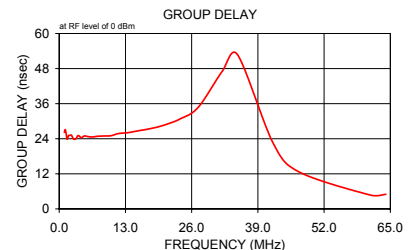
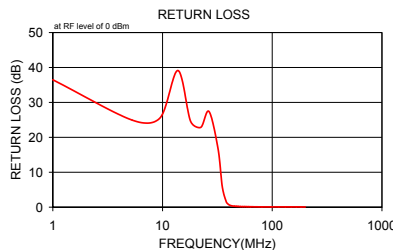


electrical schematic



Typical Performance Data

Frequency (MHz)	Insertion Loss (dB)		Return Loss (dB)	Frequency (MHz)	Group Delay (nsec)
	\bar{x}	σ			
1.00	0.03	0.00	36.48	1.00	26.18
5.30	0.07	0.01	24.91	1.17	27.11
9.50	0.11	0.00	25.56	1.35	25.77
13.80	0.12	0.00	39.12	1.56	23.82
18.00	0.17	0.01	24.63	1.81	25.02
22.30	0.23	0.01	22.84	2.09	25.16
26.50	0.29	0.02	27.40	2.42	25.16
32.00	0.71	0.12	16.94	2.80	23.94
35.00	2.88	0.37	5.94	3.25	23.99
38.00	8.19	0.35	1.63	3.73	25.10
39.80	12.12	0.33	0.82	4.31	24.36
41.60	16.01	0.34	0.49	4.95	24.94
43.40	19.70	0.36	0.35	5.73	24.71
45.20	23.14	0.38	0.28	6.58	24.62
47.00	26.35	0.40	0.24	7.62	24.85
48.80	29.36	0.40	0.22	8.75	24.95
51.20	33.07	0.40	0.19	10.13	25.02
53.70	36.65	0.39	0.17	11.63	25.78
56.10	39.87	0.40	0.16	13.46	26.08
58.60	42.97	0.44	0.15	15.46	26.70
61.00	45.75	0.46	0.14	17.89	27.46
63.40	48.44	0.46	0.13	20.54	28.63
80.50	64.44	1.22	0.09	23.78	30.81
97.60	73.89	2.14	0.08	27.30	34.75
114.60	74.29	0.87	0.08	32.00	47.08
131.70	75.22	2.28	0.09	35.00	52.78
148.80	74.58	0.98	0.08	42.00	22.47
165.90	73.73	0.66	0.08	47.00	12.73
182.90	75.31	1.49	0.07	61.00	4.77
200.00	74.39	2.85	0.07	64.10	4.98



Notes

- Performance and quality attributes and conditions not expressly stated in this specification document are intended to be excluded and do not form a part of this specification document.
- Electrical specifications and performance data contained in this specification document are based on Mini-Circuit's applicable established test performance criteria and measurement instructions.
- The parts covered by this specification document are subject to Mini-Circuits standard limited warranty and terms and conditions (collectively, "Standard Terms"); Purchasers of this part are entitled to the rights and benefits contained therein. For a full statement of the Standard Terms and the exclusive rights and remedies thereunder, please visit Mini-Circuits' website at www.minicircuits.com/MCLStore/terms.jsp

