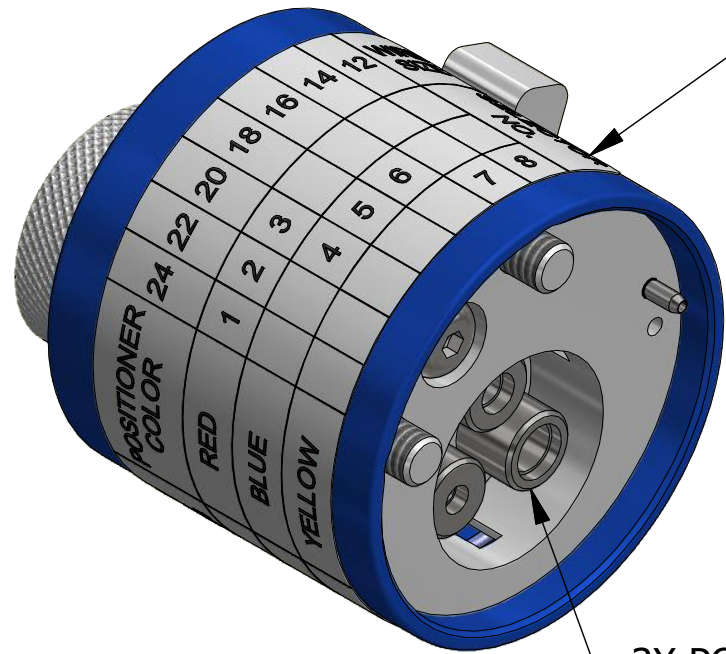


REVISIONS

| REV | ECO NO. | DESCRIPTION       | BY    | DATE       | APP'D BY | DATE       |
|-----|---------|-------------------|-------|------------|----------|------------|
| 1   |         | ORIGINAL RELEASE  | JWS   | 1/31/1986  | RRR      | 2/13/1986  |
| 2   |         | REDRAWN           | AAM   | 12/14/1999 | RRR      | 12/14/1999 |
| 3   | 23573   | UPDATED & REDRAWN | TonyD | 2/20/2015  |          |            |



DATAPLATE

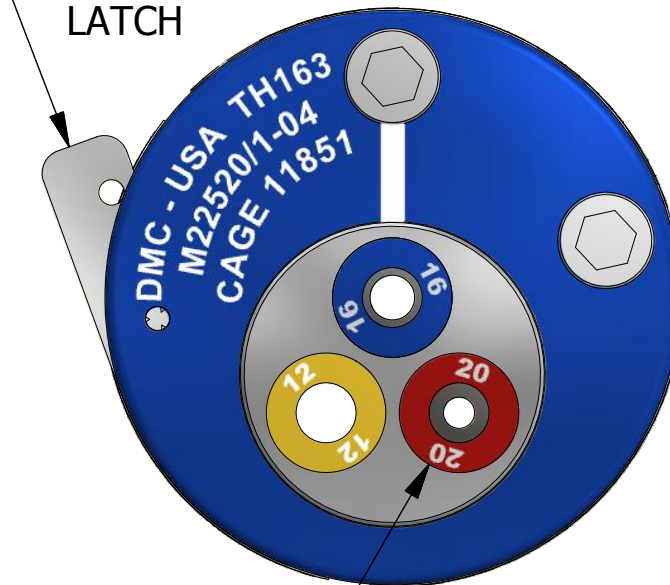
| MS27655<br>MS27490<br>91, 92, 93, 94 | POSITIONER<br>COLOR | 24 | 22 | 20 | 18 | 16 | 14 | 12 | WIRE<br>SIZE | SELECTOR<br>NO. |
|--------------------------------------|---------------------|----|----|----|----|----|----|----|--------------|-----------------|
| -20                                  | RED                 | 1  | 2  | 3  |    |    |    |    |              |                 |
| -16                                  | BLUE                |    |    | 4  | 5  | 6  |    |    |              |                 |
| -12                                  | YELLOW              |    |    |    |    |    | 7  | 8  |              |                 |

3X POSITIONER INSERTS

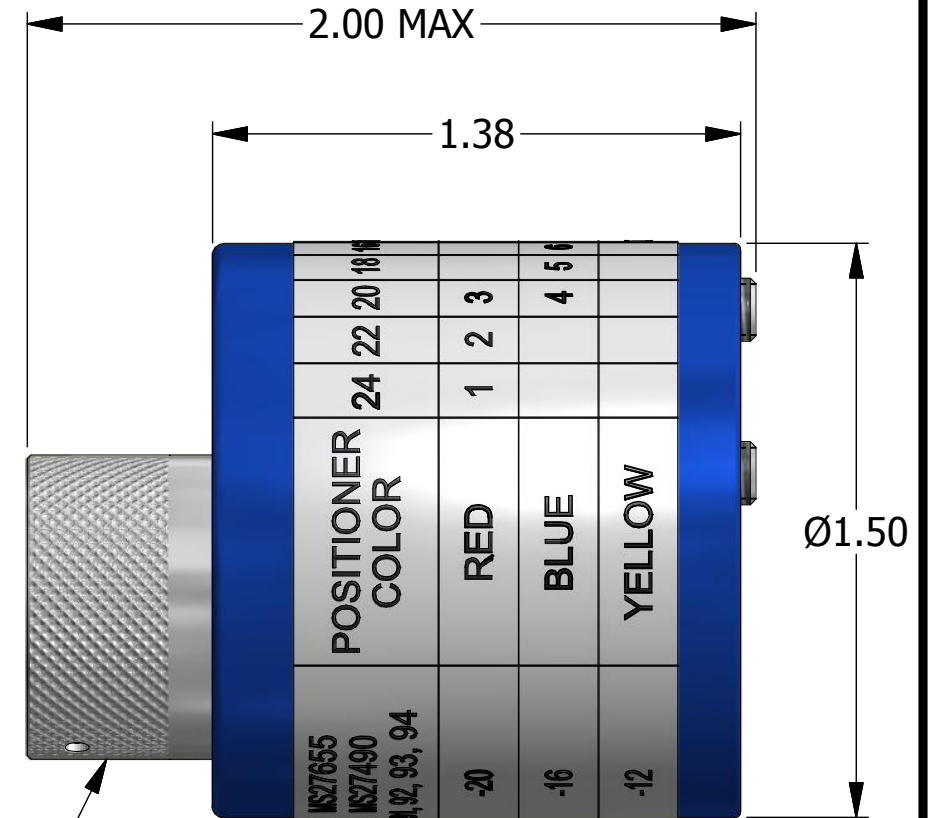
**UNCONTROLLED DOCUMENT  
WILL NOT BE UPDATED**  
DIMENSIONS IN INCHES - UNLESS OTHERWISE SPECIFIED



TURRET  
LATCH



RANDOM ORDER OF  
ROTATION IS ACCEPTABLE  
FOR POSITIONER INSERTS



TURRET

| INSERT<br>COLOR | HOLE<br>DIMENSIONS | ADDITIONAL<br>FEATURES |
|-----------------|--------------------|------------------------|
| RED             | Ø.082<br>▽THRU     | └┬Ø.096<br>▽.050       |
| BLUE            | Ø.116<br>▽THRU     | └┬Ø.136<br>▽.047       |
| YELLOW          | Ø.166<br>▽THRU     | └┬Ø.185<br>▽.040       |

RESTRICTED & CONFIDENTIAL  
CONFIDENTIAL PROPERTY OF DANIELS MANUFACTURING CORP. NOT TO BE DISCLOSED TO OTHERS. REPRODUCTION OR USED FOR ANY OTHER PURPOSE EXCEPT AS AUTHORIZED IN WRITING BY DANIELS MANUFACTURING. MUST BE RETURNED TO DANIELS MANUFACTURING CORP. ON COMPLETION OF ORDER OR PURPOSES FOR WHICH LENT.  
CREATED FROM AN INVENTOR MODEL.  
CHANGES MUST BE REFLECTED IN THE 3D PART  
DO NOT SCALE DRAWING

| MATERIAL          | ITEM   | PART NO.               | QTY.  | DESCRIPTION / REMARKS   |
|-------------------|--|------------------------|---|---|
| N/A               | DRN. JWS<br>CHK'D.   | DATE 1/31/1986<br>DATE |   | DANIELS MANUFACTURING CORP.<br>ORLANDO, FLORIDA<br>CAGE 11851 |
| HEAT TREAT<br>N/A | NOTE:<br>THIS DRAWING IS AN OUTLINE<br>DRAWING OF THE RESPECTIVE<br>DMC PART NUMBER<br>INDICATED. ACTUAL DMC<br>PART NUMBER IS CAD PART<br>NUMBER WITHOUT<br>THE "-ENV" SUFFIX |                        | TITLE<br>TURRET HEAD (M22520/1-04)<br>ENVELOPE DRAWING<br>WHERE USED: AF8 |   |
| FINISH<br>N/A     | SIZE<br>B  | SCALE<br>2 : 1         | CAD P/N<br>TH163-ENV  | SHEET<br>1 OF 1<br>REV.<br>3                                  |
|                   |  |                        |   | DWG. NO.<br>TH163   |